


General information about company	
Scrip code	543768
NSE Symbol	NSLNISP
MSEI Symbol	NOTLISTED
ISIN	INE0NNS01018
Name of the company	NMDC STEEL LIMITED
Whether company is SME	No
Class of Security	Equity Shares
Type of report	Quarterly
Quarter Ended / Half year ended/Date of Report (For Prelisting / Allotment)	31-03-2024
Date of allotment / extinguishment (in case Capital Restructuring selected) / Listing Date	
Shareholding pattern filed under	Regulation 31 (1) (b)
Whether the listed entity is Public Sector Undertaking (PSU)?	Yes



Declaration

Sr. No.	Particular	Yes/No	Promoter and Promoter Group	Public shareholder	Non Promoter- Non Public
1	Whether the Listed Entity has issued any partly paid up shares?	No	No	No	No
2	Whether the Listed Entity has issued any Convertible Securities ?	No	No	No	No
3	Whether the Listed Entity has issued any Warrants ?	No	No	No	No
4	Whether the Listed Entity has any shares against which depository receipts are issued?	No	No	No	No
5	Whether the Listed Entity has any shares in locked-in?	No	No	No	No
6	Whether any shares held by promoters are pledge or otherwise encumbered?	No	No		
7	Whether company has equity shares with differential voting rights?	No	No	No	No
8	Whether the listed entity has any significant beneficial owner?	No			



Table VI - Statement showing foreign ownership limits

Particular	Approved limits (%)	Limits utilized (%)
As on shareholding date	100	5.2
As on the end of previous 1st quarter	100	4.87
As on the end of previous 2nd quarter	100	4.48
As on the end of previous 3rd quarter	100	3.85
As on the end of previous 4th quarter	100	4.78




Table I - Summary Statement holding of specified securities

Category (I)	Category of shareholder (II)	Nos. Of shareholders (III)	No. of fully paid up equity shares held (IV)	No. Of Partly paid-up equity shares held (V)	No. Of shares underlying Depository Receipts (VI)	Total nos. shares held (VII) = (IV)+ (V)+ (VI)	Shareholding as a % of total no. of shares (calculated as per SCRR, 1957) (VIII) As a % of (A+B+C2)	Number of Voting Rights held in each class of securities (IX)			
								No of Voting (XIV) Rights			Total as a % of (A+B+C)
								Class eg: X	Class eg:y	Total	
(A)	Promoter & Promoter Group	1	1781633571			1781633571	60.79	1781633571		1781633571	60.79
(B)	Public	734974	1148972279			1148972279	39.21	1148972279		1148972279	39.21
(C)	Non Promoter-Non Public										
(C1)	Shares underlying DRs										
(C2)	Shares held by Employee Trusts										
	Total	734975	2930605850			2930605850	100	2930605850		2930605850	100




Table I - Summary Statement holding of specified securities

Category (I)	Category of shareholder (II)	No. Of Shares Underlying Outstanding convertible securities (X)	No. of Shares Underlying Outstanding Warrants (Xi)	No. Of Shares Underlying Outstanding convertible securities and No. Of Warrants (Xi) (a)	Shareholding , as a % assuming full conversion of convertible securities (as a percentage of diluted share capital) (XI)= (VII)+(X) As a % of (A+B+C2)	Number of Locked in shares (XII)		Number of Shares pledged or otherwise encumbered (XIII)		Number of equity shares held in dematerialized form (XIV)	Sub-categorization of shares		
						No. (a)	As a % of total Shares held (b)	No. (a)	As a % of total Shares held (b)		Sub- category (i)	Sub- category (ii)	Sub- category (iii)
(A)	Promoter & Promoter Group				60.79					1781633571			
(B)	Public				39.21					1148898802	0	0	0
(C)	Non Promoter- Non Public												
(C1)	Shares underlying DRs												
(C2)	Shares held by Employee Trusts												
	Total				100					2930532373	0	0	0





Table II - Statement showing shareholding pattern of the Promoter and Promoter Group

Sr.	Category & Name of the Shareholders (I)	Nos. Of shareholders (III)	No. of fully paid up equity shares held (IV)	No. Of Partly paid-up equity shares held (V)	No. Of shares underlying Depository Receipts (VI)	Total nos. shares held (VII) = (IV)+ (V)+ (VI)	Shareholding as a % of total no. of shares (calculated as per SCRR, 1957) (VIII) As a % of (A+B+C2)	Number of Voting Rights held in each class of securities (IX)			
								No of Voting (XIV) Rights			Total as a % of Total Voting rights
								Class eg: X	Class eg:y	Total	
A	Table II - Statement showing shareholding pattern of the Promoter and Promoter Group										
(1)	Indian										
(b)	Central Government/ State Government(s)	1	1781633571			1781633571	60.79	1781633571		1781633571	60.79
Sub-Total (A) (1)		1	1781633571			1781633571	60.79	1781633571		1781633571	60.79
(2)	Foreign										
Total Shareholding of Promoter and Promoter Group (A)=(A) (1)+(A)(2)		1	1781633571			1781633571	60.79	1781633571		1781633571	60.79
B	Table III - Statement showing shareholding pattern of the Public shareholder										
(1)	Institutions (Domestic)										
(a)	Mutual Funds	11	34891944			34891944	1.19	34891944		34891944	1.19
(d)	Banks	7	25628234			25628234	0.87	25628234		25628234	0.87
(e)	Insurance Companies	9	434911215			434911215	14.84	434911215		434911215	14.84
(i)	NBFCs registered with RBI	11	192386			192386	0.01	192386		192386	0.01


(j)	Other Financial Institutions	1	1564540			1564540	0.05	1564540		1564540	0.05
Sub-Total (B) (1)		39	497188319			497188319	16.97	497188319		497188319	16.97
(2)	Institutions (Foreign)										
(d)	Foreign Portfolio Investors Category I	119	121057915			121057915	4.13	121057915		121057915	4.13
(e)	Foreign Portfolio Investors Category II	12	15012083			15012083	0.51	15012083		15012083	0.51
Sub-Total (B) (2)		131	136069998			136069998	4.64	136069998		136069998	4.64
(3)	Central Government / State Government(s)										
(c)	Shareholding by Companies or Bodies Corporate where Central / State Government is a promoter	1	300			300	0	300		300	0
Sub-Total (B) (3)		1	300			300	0	300		300	0
(4)	Non-institutions										
(b)	Directors and their relatives (excluding independent directors and nominee directors)	1	60			60	0	60		60	0
(c)	Key Managerial Personnel	1	80			80	0	80		80	0
(f)	Investor Education and Protection Fund (IEPF)	1	39174			39174	0	39174		39174	0




(g)	Resident Individuals holding nominal share capital up to Rs. 2 lakhs	722736	278802105			278802105	9.51	278802105		278802105	9.51
(h)	Resident Individuals holding nominal share capital in excess of Rs. 2 lakhs	1931	162859403			162859403	5.56	162859403		162859403	5.56
(i)	Non Resident Indians (NRIs)	8049	16405824			16405824	0.56	16405824		16405824	0.56
(l)	Bodies Corporate	2004	56331903			56331903	1.92	56331903		56331903	1.92
(m)	Any Other (specify)	80	1275113			1275113	0.04	1275113		1275113	0.04
Sub-Total (B) (4)		734803	515713662			515713662	17.6	515713662		515713662	17.6
Total Public Shareholding (B)=(B)(1)+(B)(2)+(B)(3)+(B)(4)		734974	1148972279			1148972279	39.21	1148972279		1148972279	39.21
C	Table IV - Statement showing shareholding pattern of the Non Promoter- Non Public shareholder										
Total (A+B+C2)		734975	2930605850			2930605850	100	2930605850		2930605850	100
Total (A+B+C)		734975	2930605850			2930605850	100	2930605850		2930605850	100



Table II - Statement showing shareholding pattern of the Promoter and Promoter Group

Sr.	No. Of Shares Underlying Outstanding convertible securities (X)	No. of Shares Underlying Outstanding Warrants (Xi)	No. Of Shares Underlying Outstanding convertible securities and No. Of Warrants (Xi) (a)	Shareholding , as a % assuming full conversion of convertible securities (as a percentage of diluted share capital) (XI)= (VII)+(X) As a % of (A+B+C2)	Number of Locked in shares (XII)		Number of Shares pledged or otherwise encumbered (XIII)		Number of equity shares held in dematerialized form (XIV)	Sub-categorization of shares		
					No. (a)	As a % of total Shares held (b)	No. (a)	As a % of total Shares held (b)		Sub-category (i)	Sub-category (ii)	Sub-category (iii)
A	Table II - Statement showing shareholding pattern of the Promoter and Promoter Group											
(1)	Indian											
(b)				60.79					1781633571			
Sub-Total (A) (1)				60.79					1781633571			
(2)	Foreign											
Total Shareholding of Promoter and Promoter Group (A)=(A) (1)+(A)(2)				60.79					1781633571			
B	Table III - Statement showing shareholding pattern of the Public shareholder											
(1)	Institutions (Domestic)											
(a)				1.19					34891944	0	0	0
(d)				0.87					25628234	0	0	0
(e)				14.84					434911215	0	0	0

(i)				0.01					192386	0	0	0
(j)				0.05					1564540	0	0	0
Sub-Total (B) (1)				16.97					497188319	0	0	0
(2)	Institutions (Foreign)											
(d)				4.13					121057915	0	0	0
(e)				0.51					15012083	0	0	0
Sub-Total (B) (2)				4.64					136069998	0	0	0
(3)	Central Government / State Government(s)											
(c)				0					300	0	0	0
Sub-Total (B) (3)				0					300	0	0	0
(4)	Non-institutions											
(b)				0					60	0	0	0
(c)				0					80	0	0	0
(f)				0					39174	0	0	0
(g)				9.51					278747418	0	0	0
(h)				5.56					162859403	0	0	0
(i)				0.56					16405824	0	0	0
(l)				1.92					56329903	0	0	0
(m)				0.04					1258323	0	0	0
Sub-Total (B) (4)				17.6					515640185	0	0	0
Total Public Shareholding (B)=(B)(1)+				39.21					1148898802	0	0	0



(B)(2)+(B)(3)+ (B)(4)												
C	Table IV - Statement showing shareholding pattern of the Non Promoter- Non Public shareholder											
Total (A+B+C2)				100						2930532373		
Total (A+B+C)				100						2930532373		



Central Government/ State Government(s)

Searial No.	1	
Name of the Shareholders (I)	President of India	Click here to go back
PAN (II)	ZZZZZ9999Z	Total
No. of fully paid up equity shares held (IV)	1781633571	1781633571
No. Of Partly paid-up equity shares held (V)		
No. Of shares underlying Depository Receipts (VI)		
Total nos. shares held (VII) = (IV)+ (V)+ (VI)	1781633571	1781633571
Shareholding as a % of total no. of shares (calculated as per SCRR, 1957) (VIII) As a % of (A+B+C2)	60.79	60.79
Number of Voting Rights held in each class of securities (IX)		
Class eg: X	1781633571	1781633571
Class eg:y		
Total	1781633571	1781633571
Total as a % of Total Voting rights	60.79	60.79



No. Of Shares Underlying Outstanding convertible securities (X)		
No. of Shares Underlying Outstanding Warrants (Xi)		
No. Of Shares Underlying Outstanding convertible securities and warrants (X)		
Shareholding , as a % assuming full conversion of convertible securities (as a percentage of diluted share capital) (XI)= (VII)+(X) As a % of (A+B+C2)	60.79	60.79
Number of Locked in shares (XII)		
No. (a)		
As a % of total Shares held (b)		
Number of Shares pledged or otherwise encumbered (XIII)		
No. (a)		
As a % of total Shares held (b)		
Number of equity shares held in dematerialized form (XIV)	1781633571	1781633571




Reason for not providing PAN		
Reason for not providing PAN	Textual Information(1)	
Shareholder type	Promoter	



Text Block


Textual Information(1)

PAN not applicable for President of India




Insurance Companies

Serial No.	1	
Name of the Shareholders (I)	Life Insurance Corporation of India	Click here to go back
PAN (II)	AAACL0582H	Total
No. of fully paid up equity shares held (IV)	410395755	410395755
No. Of Partly paid-up equity shares held (V)		
No. Of shares underlying Depository Receipts (VI)		
Total nos. shares held (VII) = (IV)+ (V)+ (VI)	410395755	410395755
Shareholding as a % of total no. of shares (calculated as per SCRR, 1957) (VIII) As a % of (A+B+C2)	14	14
Number of Voting Rights held in each class of securities (IX)		
Class eg: X	410395755	410395755
Class eg:y		
Total	410395755	410395755
Total as a % of Total Voting rights	14	14



No. Of Shares Underlying Outstanding convertible securities (X)		
No. of Shares Underlying Outstanding Warrants (Xi)		
No. Of Shares Underlying Outstanding convertible securities and No. Of Warrants (Xi) (a)		
Shareholding , as a % assuming full conversion of convertible securities (as a percentage of diluted share capital) (XI)= (VII)+(X) As a % of (A+B+C2)	14	14
Number of Locked in shares (XII)		
No. (a)		
As a % of total Shares held (b)		
Number of equity shares held in dematerialized form (XIV)	410395755	410395755
Reason for not providing PAN		
Reason for not providing PAN		




Sub-categorization of shares		
Shareholding (No. of shares) under		
Sub-category (i)	0	0
Sub-category (ii)	0	0
Sub-category (iii)	0	0



Any Other (specify)						
Searial No.	1	2	3	4	5	
Category	Foreign Portfolio Investor (Category - III)	Employees	Trusts	Clearing Members	Unclaimed or Suspense or Escrow Account	
Category / More than 1 percentage	Category	Category	Category	Category	Category	
Name of the Shareholders (I)						Click here to go back
PAN (II)						Total
No. of the Shareholders (I)	1	29	40	9	1	80
No. of fully paid up equity shares held (IV)	600	16790	1082457	7667	167599	1275113
No. Of Partly paid-up equity shares held (V)						
No. Of shares underlying Depository Receipts (VI)						
Total nos. shares held (VII) = (IV)+ (V)+ (VI)	600	16790	1082457	7667	167599	1275113
Shareholding as a % of total no. of shares (calculated as per SCRR, 1957) (VIII) As a % of (A+B+C2)	0	0	0.04	0	0.01	0.05
Number of Voting Rights held in each class of securities (IX)						



Class eg: X	600	16790	1082457	7667	167599	1275113
Class eg:y						
Total	600	16790	1082457	7667	167599	1275113
Total as a % of Total Voting rights	0	0	0.04	0	0.01	0.05
No. Of Shares Underlying Outstanding convertible securities (X)						
No. of Shares Underlying Outstanding Warrants (Xi)						
No. Of Shares Underlying Outstanding convertible securities and No. Of Warrants (Xi) (a)						
Shareholding , as a % assuming full conversion of convertible securities (as a percentage of diluted share capital) (XI)= (VII)+(X) As a % of (A+B+C2)	0	0	0.04	0	0.01	0.05
Number of Locked in shares (XII)						
No. (a)						
As a % of total Shares held (b)						



Number of equity shares held in dematerialized form (XIV)	600	0	1082457	7667	167599	1258323
Reason for not providing PAN						
Reason for not providing PAN						
Sub-categorization of shares						
Shareholding (No. of shares) under						
Sub-category (i)	0	0	0	0	0	0
Sub-category (ii)	0	0	0	0	0	0
Sub-category (iii)	0	0	0	0	0	0

