

General information about company

Scrip code	543768
NSE Symbol	NSLNISP
MSEI Symbol	NOTLISTED
ISIN	INE0NNS01018
Name of the company	NMDC STEEL LIMITED
Whether company is SME	No
Class of Security	Equity Shares
Type of report	Quarterly
Quarter Ended / Half year ended/Date of Report (For Prelisting / Allotment)	31-12-2023
Date of allotment / extinguishment (in case Capital Restructuring selected) / Listing Date	
Shareholding pattern filed under	Regulation 31 (1) (b)
Whether the listed entity is Public Sector Undertaking (PSU)?	Yes



Declaration

Sr. No.	Particular	Yes/No	Promoter and Promoter Group	Public shareholder	Non Promoter- Non Public
1	Whether the Listed Entity has issued any partly paid up shares?	No	No	No	No
2	Whether the Listed Entity has issued any Convertible Securities ?	No	No	No	No
3	Whether the Listed Entity has issued any Warrants ?	No	No	No	No
4	Whether the Listed Entity has any shares against which depository receipts are issued?	No	No	No	No
5	Whether the Listed Entity has any shares in locked-in?	No	No	No	No
6	Whether any shares held by promoters are pledge or otherwise encumbered?	No	No		
7	Whether company has equity shares with differential voting rights?	No	No	No	No
8	Whether the listed entity has any significant beneficial owner?	No			



Table VI - Statement showing foreign ownership limits

Particular	Approved limits (%)	Limits utilized (%)
As on shareholding date	100	4.87
As on the end of previous 1st quarter	100	4.48
As on the end of previous 2nd quarter	100	3.85
As on the end of previous 3rd quarter	100	4.78
As on the end of previous 4th quarter	100	6.31



Table I - Summary Statement holding of specified securities

Category (I)	Category of shareholder (II)	Nos. Of shareholders (III)	No. of fully paid up equity shares held (IV)	No. Of Partly paid-up equity shares held (V)	No. Of shares underlying Depository Receipts (VI)	Total nos. shares held (VII) = (IV)+ (V)+ (VI)	Shareholding as a % of total no. of shares (calculated as per SCRR, 1957) (VIII) As a % of (A+B+C2)	Number of Voting Rights held in each class of securities (IX)			
								No of Voting (XIV) Rights			Total as a % of (A+B+C)
								Class eg: X	Class eg:y	Total	
(A)	Promoter & Promoter Group	1	1781633571			1781633571	60.79	1781633571		1781633571	60.79
(B)	Public	623534	1148972279			1148972279	39.21	1148972279		1148972279	39.21
(C)	Non Promoter-Non Public										
(C1)	Shares underlying DRs										
(C2)	Shares held by Employee Trusts										
	Total	623535	2930605850			2930605850	100	2930605850		2930605850	100




Table I - Summary Statement holding of specified securities

Category (I)	Category of shareholder (II)	No. Of Shares Underlying Outstanding convertible securities (X)	No. of Shares Underlying Outstanding Warrants (Xi)	No. Of Shares Underlying Outstanding convertible securities and No. Of Warrants (Xi) (a)	Shareholding , as a % assuming full conversion of convertible securities (as a percentage of diluted share capital) (XI)= (VII)+(X) As a % of (A+B+C2)	Number of Locked in shares (XII)		Number of Shares pledged or otherwise encumbered (XIII)		Number of equity shares held in dematerialized form (XIV)	Sub-categorization of shares		
						No. (a)	As a % of total Shares held (b)	No. (a)	As a % of total Shares held (b)		Sub-category (i)	Sub-category (ii)	Sub-category (iii)
(A)	Promoter & Promoter Group				60.79					1781633571			
(B)	Public				39.21					1148898617	0	0	0
(C)	Non Promoter-Non Public												
(C1)	Shares underlying DRs												
(C2)	Shares held by Employee Trusts												
	Total				100					2930532188	0	0	0



Table II - Statement showing shareholding pattern of the Promoter and Promoter Group

Sr.	Category & Name of the Shareholders (I)	Nos. Of shareholders (III)	No. of fully paid up equity shares held (IV)	No. Of Partly paid-up equity shares held (V)	No. Of shares underlying Depository Receipts (VI)	Total nos. shares held (VII) = (IV)+ (V)+ (VI)	Shareholding as a % of total no. of shares (calculated as per SCRR, 1957) (VIII) As a % of (A+B+C2)	Number of Voting Rights held in each class of securities (IX)			
								No of Voting (XIV) Rights			Total as a % of Total Voting rights
								Class eg: X	Class eg:y	Total	
A	Table II - Statement showing shareholding pattern of the Promoter and Promoter Group										
(1)	Indian										
(b)	Central Government/ State Government(s)	1	1781633571			1781633571	60.79	1781633571		1781633571	60.79
Sub-Total (A) (1)		1	1781633571			1781633571	60.79	1781633571		1781633571	60.79
(2)	Foreign										
Total Shareholding of Promoter and Promoter Group (A)=(A) (1)+(A)(2)		1	1781633571			1781633571	60.79	1781633571		1781633571	60.79
B	Table III - Statement showing shareholding pattern of the Public shareholder										
(1)	Institutions (Domestic)										
(a)	Mutual Funds	13	93418841			93418841	3.19	93418841		93418841	3.19
(d)	Banks	8	25633234			25633234	0.87	25633234		25633234	0.87
(e)	Insurance Companies	8	439410271			439410271	14.99	439410271		439410271	14.99
(i)	NBFCs registered with RBI	9	171875			171875	0.01	171875		171875	0.01



(j)	Other Financial Institutions	1	1564540			1564540	0.05	1564540		1564540	0.05
Sub-Total (B) (1)		39	560198761			560198761	19.12	560198761		560198761	19.12
(2)	Institutions (Foreign)										
(d)	Foreign Portfolio Investors Category I	110	111363145			111363145	3.8	111363145		111363145	3.8
(e)	Foreign Portfolio Investors Category II	9	15570329			15570329	0.53	15570329		15570329	0.53
Sub-Total (B) (2)		119	126933474			126933474	4.33	126933474		126933474	4.33
(3)	Central Government / State Government(s)										
(c)	Shareholding by Companies or Bodies Corporate where Central / State Government is a promoter	1	300			300	0	300		300	0
Sub-Total (B) (3)		1	300			300	0	300		300	0
(4)	Non-institutions										
(b)	Directors and their relatives (excluding independent directors and nominee directors)	1	60			60	0	60		60	0
(c)	Key Managerial Personnel	1	80			80	0	80		80	0
(d)	Investor Education and Protection Fund (IEPF)	1	39174			39174	0	39174		39174	0




(g)	Resident Individuals holding nominal share capital up to Rs. 2 lakhs	611490	245049794			245049794	8.36	245049794		245049794	8.36
(h)	Resident Individuals holding nominal share capital in excess of Rs. 2 lakhs	1859	157098272			157098272	5.36	157098272		157098272	5.36
(i)	Non Resident Indians (NRIs)	7928	15750046			15750046	0.54	15750046		15750046	0.54
(l)	Bodies Corporate	2007	42586712			42586712	1.45	42586712		42586712	1.45
(m)	Any Other (specify)	88	1315606			1315606	0.04	1315606		1315606	0.04
Sub-Total (B) (4)		623375	461839744			461839744	15.76	461839744		461839744	15.76
Total Public Shareholding (B)=(B)(1)+(B)(2)+(B)(3)+(B)(4)		623534	1148972279			1148972279	39.21	1148972279		1148972279	39.21
C	Table IV - Statement showing shareholding pattern of the Non Promoter- Non Public shareholder										
Total (A+B+C2)		623535	2930605850			2930605850	100	2930605850		2930605850	100
Total (A+B+C)		623535	2930605850			2930605850	100	2930605850		2930605850	100



Table II - Statement showing shareholding pattern of the Promoter and Promoter Group

Sr.	No. Of Shares Underlying Outstanding convertible securities (X)	No. of Shares Underlying Outstanding Warrants (Xi)	No. Of Shares Underlying Outstanding convertible securities and No. Of Warrants (Xi) (a)	Shareholding , as a % assuming full conversion of convertible securities (as a percentage of diluted share capital) (XI)= (VII)+(X) As a % of (A+B+C2)	Number of Locked in shares (XII)		Number of Shares pledged or otherwise encumbered (XIII)		Number of equity shares held in dematerialized form (XIV)	Sub-categorization of shares					
					No. (a)	As a % of total Shares held (b)	No. (a)	As a % of total Shares held (b)		Sub-category (i)	Sub-category (ii)	Sub-category (iii)			
A	Table II - Statement showing shareholding pattern of the Promoter and Promoter Group														
(1)	Indian														
(b)				60.79					1781633571						
Sub-Total (A) (1)				60.79					1781633571						
(2)	Foreign														
Total Shareholding of Promoter and Promoter Group (A)=(A) (1)+(A)(2)				60.79					1781633571						
B	Table III - Statement showing shareholding pattern of the Public shareholder														
(1)	Institutions (Domestic)														
(a)				3.19					93418841				0	0	0
(d)				0.87					25633234				0	0	0
(e)				14.99					439410271				0	0	0



(i)				0.01					171875	0	0	0
(j)				0.05					1564540	0	0	0
Sub-Total (B) (1)				19.12					560198761	0	0	0
(2)	Institutions (Foreign)											
(d)				3.8					111363145	0	0	0
(e)				0.53					15570329	0	0	0
Sub-Total (B) (2)				4.33					126933474	0	0	0
(3)	Central Government / State Government(s)											
(c)				0					300	0	0	0
Sub-Total (B) (3)				0					300	0	0	0
(4)	Non-institutions											
(b)				0					60	0	0	0
(c)				0					80	0	0	0
(f)				0					39174	0	0	0
(g)				8.36					244994922	0	0	0
(h)				5.36					157098272	0	0	0
(i)				0.54					15750046	0	0	0
(l)				1.45					42584712	0	0	0
(m)				0.04					1298816	0	0	0
Sub-Total (B) (4)				15.76					461766082	0	0	0
Total Public Shareholding (B)=(B)(1)+				39.21					1148898617	0	0	0



(B)(2)+(B)(3)+ (B)(4)												
C	Table IV - Statement showing shareholding pattern of the Non Promoter- Non Public shareholder											
Total (A+B+C2)				100						2930532188		
Total (A+B+C)				100						2930532188		



Central Government/ State Government(s)

Searial No.	1	
Name of the Shareholders (I)	PRESIDENT OF INDIA	Click here to go back
PAN (II)	ZZZZZ9999Z	Total
No. of fully paid up equity shares held (IV)	1781633571	1781633571
No. Of Partly paid-up equity shares held (V)		
No. Of shares underlying Depository Receipts (VI)		
Total nos. shares held (VII) = (IV)+ (V)+ (VI)	1781633571	1781633571
Shareholding as a % of total no. of shares (calculated as per SCRR, 1957) (VIII) As a % of (A+B+C2)	60.79	60.79
Number of Voting Rights held in each class of securities (IX)		
Class eg: X	1781633571	1781633571
Class eg:y		
Total	1781633571	1781633571
Total as a % of Total Voting rights	60.79	60.79



No. Of Shares Underlying Outstanding convertible securities (X)		
No. of Shares Underlying Outstanding Warrants (Xi)		
No. Of Shares Underlying Outstanding convertible securities and warrants (X)		
Shareholding , as a % assuming full conversion of convertible securities (as a percentage of diluted share capital) (XI)= (VII)+(X) As a % of (A+B+C2)	60.79	60.79
Number of Locked in shares (XII)		
No. (a)		
As a % of total Shares held (b)		
Number of Shares pledged or otherwise encumbered (XIII)		
No. (a)		
As a % of total Shares held (b)		
Number of equity shares held in dematerialized form (XIV)	1781633571	1781633571



Reason for not providing PAN		
Reason for not providing PAN	Textual Information(1)	
Shareholder type	Promoter	



Text Block

Textual Information(1)

NO PAN FOR PRESIDENT OF INDIA



Mutual Funds

Searial No.	1	
Name of the Shareholders (I)	ICICI PRUDENTIAL MANUFACTURING FUND	Click here to go back
PAN (II)	AAAAI0038F	Total
No. of fully paid up equity shares held (IV)	40928376	40928376
No. Of Partly paid-up equity shares held (V)		
No. Of shares underlying Depository Receipts (VI)		
Total nos. shares held (VII) = (IV)+ (V)+ (VI)	40928376	40928376
Shareholding as a % of total no. of shares (calculated as per SCRR, 1957) (VIII) As a % of (A+B+C2)	1.4	1.4
Number of Voting Rights held in each class of securities (IX)		
Class eg: X	40928376	40928376
Class eg:y		
Total	40928376	40928376
Total as a % of Total Voting rights	1.4	1.4



No. Of Shares Underlying Outstanding convertible securities (X)		
No. of Shares Underlying Outstanding Warrants (Xi)		
No. Of Shares Underlying Outstanding convertible securities and No. Of Warrants (Xi) (a)		
Shareholding , as a % assuming full conversion of convertible securities (as a percentage of diluted share capital) (XI)= (VII)+(X) As a % of (A+B+C2)	1.4	1.4
Number of Locked in shares (XII)		
No. (a)		
As a % of total Shares held (b)		
Number of equity shares held in dematerialized form (XIV)	40928376	40928376
Reason for not providing PAN		
Reason for not providing PAN		



Sub-categorization of shares		
Shareholding (No. of shares) under		
Sub-category (i)	0	0
Sub-category (ii)	0	0
Sub-category (iii)	0	0




Insurance Companies

Searial No.	1	
Name of the Shareholders (I)	LIFE INSURANCE CORPORATION OF INDIA	Click here to go back
PAN (II)	AAACL0582H	Total
No. of fully paid up equity shares held (IV)	414885432	414885432
No. Of Partly paid-up equity shares held (V)		
No. Of shares underlying Depository Receipts (VI)		
Total nos. shares held (VII) = (IV)+ (V)+ (VI)	414885432	414885432
Shareholding as a % of total no. of shares (calculated as per SCRR, 1957) (VIII) As a % of (A+B+C2)	14.16	14.16
Number of Voting Rights held in each class of securities (IX)		
Class eg: X	414885432	414885432
Class eg:y		
Total	414885432	414885432
Total as a % of Total Voting rights	14.16	14.16




No. Of Shares Underlying Outstanding convertible securities (X)		
No. of Shares Underlying Outstanding Warrants (Xi)		
No. Of Shares Underlying Outstanding convertible securities and No. Of Warrants (Xi) (a)		
Shareholding , as a % assuming full conversion of convertible securities (as a percentage of diluted share capital) (XI)= (VII)+(X) As a % of (A+B+C2)	14.16	14.16
Number of Locked in shares (XII)		
No. (a)		
As a % of total Shares held (b)		
Number of equity shares held in dematerialized form (XIV)	414885432	414885432
Reason for not providing PAN		
Reason for not providing PAN		



Sub-categorization of shares		
Shareholding (No. of shares) under		
Sub-category (i)	0	0
Sub-category (ii)	0	0
Sub-category (iii)	0	0



Any Other (specify)						
Searial No.	1	2	3	4	5	
Category	Foreign Portfolio Investor (Category - III)	Employees	Trusts	Clearing Members	Unclaimed or Suspense or Escrow Account	
Category / More than 1 percentage	Category	Category	Category	Category	Category	
Name of the Shareholders (I)						Click here to go back
PAN (II)						Total
No. of the Shareholders (I)	1	29	43	14	1	88
No. of fully paid up equity shares held (IV)	600	16790	1101702	19665	176849	1315606
No. Of Partly paid-up equity shares held (V)						
No. Of shares underlying Depository Receipts (VI)						
Total nos. shares held (VII) = (IV)+ (V)+ (VI)	600	16790	1101702	19665	176849	1315606
Shareholding as a % of total no. of shares (calculated as per SCRR, 1957) (VIII) As a % of (A+B+C2)	0	0	0.04	0	0.01	0.05
Number of Voting Rights held in each class of securities (IX)						



Class eg: X	600	16790	1101702	19665	176849	1315606
Class eg:y						
Total	600	16790	1101702	19665	176849	1315606
Total as a % of Total Voting rights	0	0	0.04	0	0.01	0.05
No. Of Shares Underlying Outstanding convertible securities (X)						
No. of Shares Underlying Outstanding Warrants (Xi)						
No. Of Shares Underlying Outstanding convertible securities and No. Of Warrants (Xi) (a)						
Shareholding , as a % assuming full conversion of convertible securities (as a percentage of diluted share capital) (XI)= (VII)+(X) As a % of (A+B+C2)	0	0	0.04	0	0.01	0.05
Number of Locked in shares (XII)						
No. (a)						
As a % of total Shares held (b)						



Number of equity shares held in dematerialized form (XIV)	600	0	1101702	19665	176849	1298816
Reason for not providing PAN						
Reason for not providing PAN						
Sub-categorization of shares						
Shareholding (No. of shares) under						
Sub-category (i)	0	0	0	0	0	0
Sub-category (ii)	0	0	0	0	0	0
Sub-category (iii)	0	0	0	0	0	0



Details of Shares which remain unclaimed for Public

Searial No.	Number of shareholders	Outstanding shares held in demat or unclaimed suspense account	voting rights which are frozen	Disclosure of notes on shares which remain unclaimed for public shareholders
1		176849	176849	



